

RANDOX

EQA DESIGNED TO PROVIDE
PEACE OF MIND AT THE POINT OF CARE



RIQAS 
POINT OF CARE



Randox International Quality Assessment Scheme

RIQAS 
POINT OF CARE

Peace of mind at the point of care

riqaspoc@randox.com

CONTENTS

1	Introduction
2	Why RIQAS Point Of Care
4	Programme Offering
5	How It Works
6	Software and Reports / Result Import
7	Result History Report
8	Result History Detail Report / Group Coordinator Report
9	Customer Feedback
10	Randox QC Portfolio
11	Contact Us

RIQAS AT THE POINT OF CARE

The vision of Randox is one of ambition, innovation and a commitment to improving health worldwide. As a world leader in the *in-vitro* diagnostics industry with over 40 years' experience, Randox products aim to deliver the most comprehensive insight into patient diagnosis, allowing for more effective disease management and treatment.

Our vast product portfolio comprises clinical chemistry reagents & analysers, revolutionary biochip array technology for multiplex immunoassay testing, molecular diagnostics, life sciences, toxicology testing, food diagnostics and complete quality control solutions.

Quality control is our passion; we believe in producing high quality solutions designed to ensure accurate and reliable patient testing whilst saving time and reducing costs.

Our Randox International Quality Assessment Scheme (RIQAS) is the world's largest EQA programme with over 76,000 participants in more than 140 countries. With our expansion into Point of Care Testing (POCT) our goal is to use our experience and expertise to enhance quality at the point of care.

IMPORTANCE OF QUALITY ASSURANCE

Quality assurance is an essential aspect of any clinical/diagnostic testing service and is aimed at ensuring the accuracy and reliability of patient results. The right result allows the right clinical advice to be offered in a timely manner.

QUALITY ASSURANCE OPERATES AT 2 LEVELS:

EXTERNAL QUALITY ASSESSMENT

External Quality Assessment (EQA) involves analysis of samples with unknown levels that have been distributed by an external organisation. Participants are informed how their results compare with other participants hence providing independent evidence of performance. Increasingly, participation in an EQA scheme is becoming a mandatory requirement whenever health and healthcare services are being provided.

INTERNAL QUALITY CONTROL

Internal Quality Control includes operator training/competency assessment, analyser/test system maintenance and adherence to policies/processes. Whilst some Point of Care analysers include inbuilt quality checks, cross-check analysis against samples with known levels provides immediate assurance and evidence that a patient's result is safe to report.

WHAT IS RIQAS POINT OF CARE?

Designed to improve the quality of Point of Care Testing (POCT) in locations such as pharmacies, GP surgeries, hospital outpatient departments, sports clinics, supermarkets, diagnostic/treatment and walk-in centres, the scheme provides independent evidence of the accuracy and reliability of test results.

Although the scheme was built with simplicity and ease of use in mind, the programmes also deliver a comprehensive overview of Point of Care testing that is more than suitable in a clinical laboratory setting.

WHY PARTICIPATE IN THE RIQAS POINT OF CARE SCHEME?



COMMUTABILITY

RIQAS Point of Care samples have been designed to react in a similar manner to a patient sample when tested. RIQAS Point of Care provide only the highest quality samples free from interfering preservatives which will increase confidence that your EQA performance mirrors the performance of patient samples.



CONSOLIDATION

RIQAS Point of Care offers a convenient and flexible solution for Point of Care EQA. The RIQAS Point of Care range covers multiple analytes which reduces the number of individual controls required to cover your test menu. This will ultimately reduce costs, preparation time and storage.



READY-TO-USE

We supply ready-to-use samples ensuring user convenience as no preparation is required before analysis.



INDEPENDENT ASSESSMENT

We provide independent evidence of satisfactory or unsatisfactory performance.



ONLINE USER PORTAL

Our website offers an easy-to-use interface for programme registration, result submission and retrieval of reports. In addition, users may add new operators, update contact details and/or analyser specifications quickly and easily at any time.



EASY TO INTERPRET

Our convenient traffic light system ensures reports are quick and easy to interpret and reflect the accuracy and reliability of patients' results.



OPERATOR TRAINING ASSESSMENT

Historical reports can assist in the assessment of instrument operator training issues.



CUSTOMER SUPPORT

We support clients in improving their performance while also providing support to commissioners in performance monitoring and management.



PATIENT SAFETY

The scheme enhances patient safety in diagnosis and management of long term conditions.



PROGRAMME OFFERING

The scheme is extremely versatile and is suitable for use with all POCT devices capable of measuring one or more of the following tests: HDL Cholesterol, Total Cholesterol, HbA1c, C Reactive Protein (CRP), Glucose, Ketones and INR.

Tests	Role	Matrix
Lipids (Total Cholesterol & HDL Cholesterol)*	<ul style="list-style-type: none"> • Risk factors for heart disease • Monitoring lipid lowering therapy 	Whole Blood
HbA1c (Glycated Haemoglobin)*	<ul style="list-style-type: none"> • Diagnosing diabetes mellitus • Monitoring treatment • Encouraging self-management 	Whole Blood
CRP (C Reactive Protein)*	<ul style="list-style-type: none"> • Early detection of infectious disease • Identifying need for antibiotic treatment 	Whole Blood
Glucose/Ketones	<ul style="list-style-type: none"> • Diagnose and monitor diabetes • Monitor for the presence of hypoglycaemia (low blood glucose) and hyperglycaemia (high blood glucose) • To determine whether excessive ketones are present in the blood, to detect diabetic ketoacidosis (DKA) 	Serum
International Normalised Ratio (INR)	<ul style="list-style-type: none"> • Used to measure the effect of anticoagulant drugs such as warfarin • Help diagnose a bleeding disorder; to help estimate the severity of liver disease 	Plasma

The RIQAS Point of Care scheme is constantly expanding to include new tests. Please contact us if your desired test is not displayed.

ORDERING DETAILS

Description

*RIQAS Point of Care Whole Blood (Monthly) (Choose one test from starred lists)

*RIQAS Point of Care Whole Blood (Monthly) (Choose any two tests from starred lists)

*RIQAS Point of Care Whole Blood (Monthly) (Choose any three tests from starred lists)

RIQAS Point of Care Glucose and Ketones (Quarterly)

RIQAS Point of Care Glucose and Ketones (Monthly)

RIQAS Point of Care Glucose and Ketones (Bi-Monthly)

RIQAS Point of Care INR (Bi-Monthly)

Catalogue Number

RQ9181/A

RQ9181/B

RQ9181/C

RQ9188

RQ9200

RQ9201

RQ9189

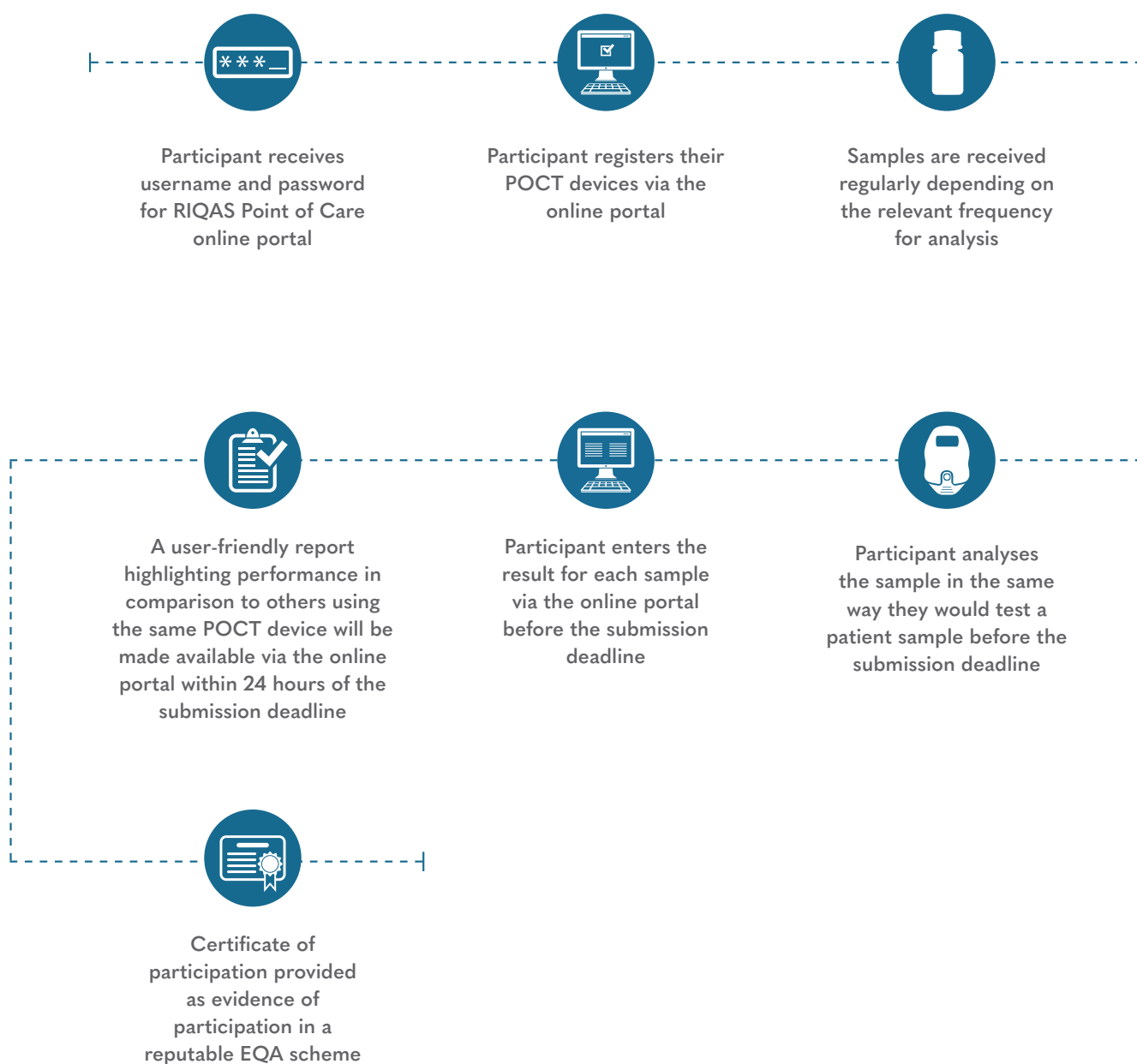
Please Note: Lipids comprises both HDL Cholesterol and Total Cholesterol. It is therefore considered a single test.

HOW IT WORKS

Samples are regularly distributed to all participating sites. These are analysed in the same way as a patient sample and the results returned to RIQAS within a set time.

Participants are informed of their analyser performance via an electronic report. Satisfactory and unsatisfactory performance is highlighted using a traffic light system

allowing instant identification of any issues, a detailed breakdown of performance may be obtained if further information is required. With time, an overall picture emerges showing whether results are consistently accurate and reliable or whether there may be an underlying analyser and/or operator issue.



SOFTWARE AND REPORTS

The intuitive RIQAS Point of Care web based software provides a convenient, easy to use portal for the submission of results and retrieval of reports. Additional benefits include:

- Reports available within 24 hours of the submission deadline allowing rapid assessment of performance
- Convenient traffic light system providing immediate alerts to satisfactory performance, unsatisfactory performance or no return of results
- Easy to interpret historical reports that can allow analyser performance issues to be distinguished from operator training/competency issues
- Monthly performance reports for prime contractors or POCT coordinators indicate satisfactory performance, unsatisfactory performance and 'No Return' of test results
- Individual role based operator accounts facilitating traceability of staff competency and identification of potential training requirements are available
- Ability to add new operators at any time
- Ability to add new or replace existing analysers quickly and easily at any time during the contract
- Automated monthly emails alert participants to sample dispatch dates and result return dates
- Password protected access ensures confidentiality and security
- Technical support and guidance are available for managing/supporting performance improvement
- Participation and performance certificates as evidence of participation in an independent External Quality Assessment scheme
- Includes % return rate for each individual site and can be filtered by date (Coordinator's report only)

RESULT IMPORT

The RIQAS Point of Care online portal allows users to download a pre-formatted excel document to complete which can then be easily uploaded back into the system with results included.

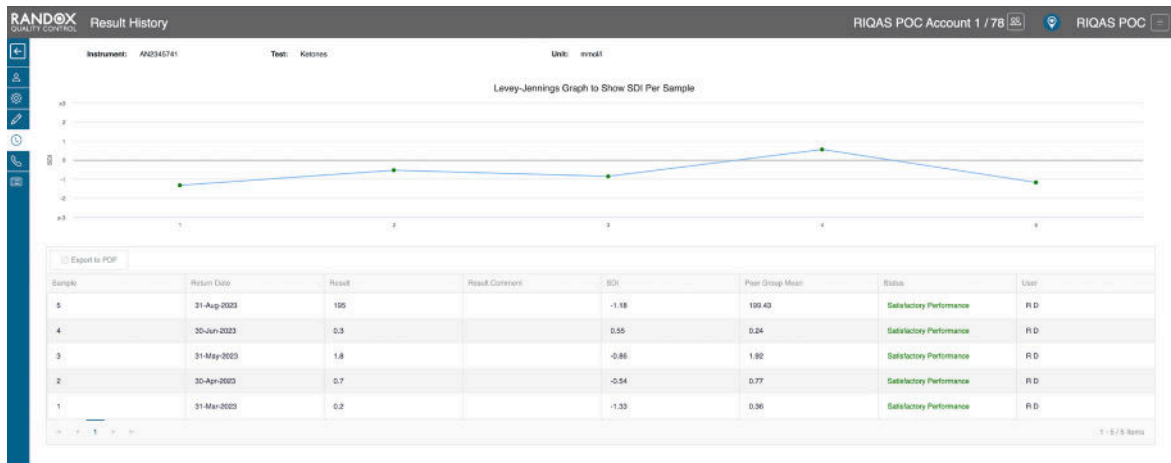
Simply navigate to the Results Entry page and click on the Export to Excel button in the top right corner.

The screenshot shows the 'Result Entry' page of the RIQAS Point of Care software. The page has a dark header with the 'RANDOX QUALITY CONTROL' logo, 'Result Entry' title, and user account information 'RIQAS POC Account 1 / 78'. A sidebar on the left contains navigation icons. The main area displays a table of results with columns: Return Date, Panel Name, Sample, Instrument Name, Test, Result, Comment, Unit, Submission Status, and Analysis Date. The table contains five rows of data for '15-Aug-2024'. Below the table are pagination controls showing '1 - 5 / 17 Items' and a 'Items per page' dropdown. Three callout boxes highlight specific features: 'Export to Excel' in the top right corner, a 'Save' button at the bottom left, and an 'Import Excel file' button with a 'drop files here to upload' area at the bottom right.

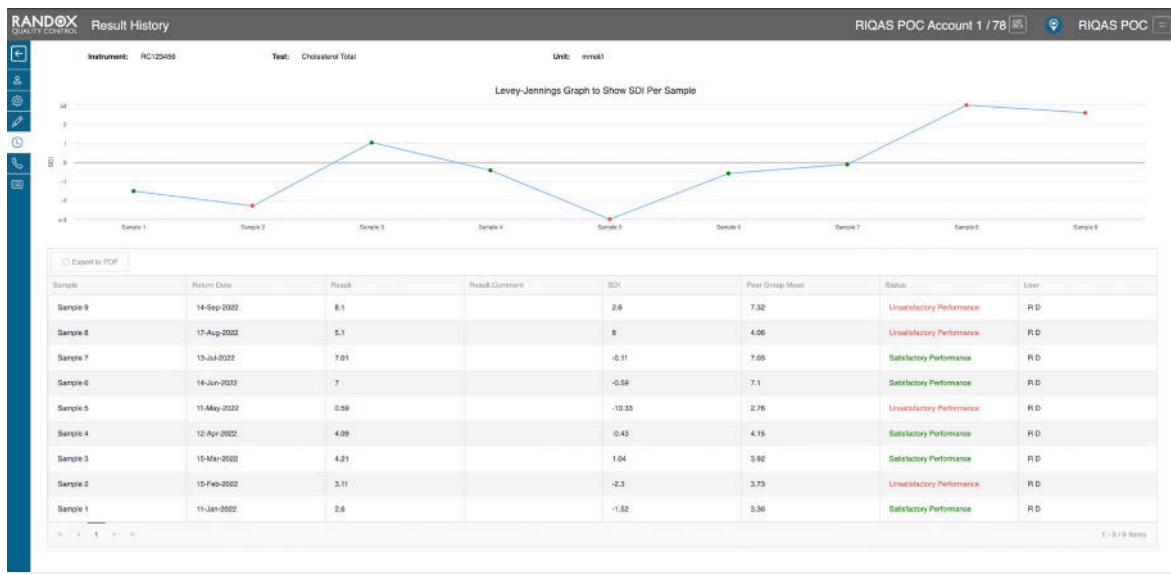
Return Date	Panel Name	Sample	Instrument Name	Test	Result	Comment	Unit	Submission Status	Analysis Date
15-Aug-2024	RIQAS POC Glucose/Ketones	7	AN2345741	Glucose	65		mmol/L	Result Present	15-May-2024
15-Aug-2024	RIQAS POC Glucose/Ketones	7	AN2345741	Ketones	65		mmol/L	Result Present	30-May-2024
15-Aug-2024	RIQAS POC Glucose/Ketones	7	b101	Glucose	34		mmol/L	Result Present	21-Jun-2024
15-Aug-2024	RIQAS POC Glucose/Ketones	7	gate 36-12345	Glucose	-		mmol/L	No Result Submitted	-
15-Aug-2024	RIQAS POC Glucose/Ketones	7	gate 36-12345	Ketones	-		mmol/L	No Result Submitted	-

This will download an excel file that mirrors the Result Entry grid. After results and comments have been entered, simply save the file and then click the Import Excel File button. Once you have selected the relevant file and opened within the file explorer you will receive a Successful Result Import notification. To enter a result manually, click in the result column next to the desired test and type in the obtained result for the EQA sample. Repeat this step for all tests. To save the results click on the save button. Upon clicking the save button the submission status will change to result present, and the analysis date will populate automatically with the current date.

RESULT HISTORY REPORT

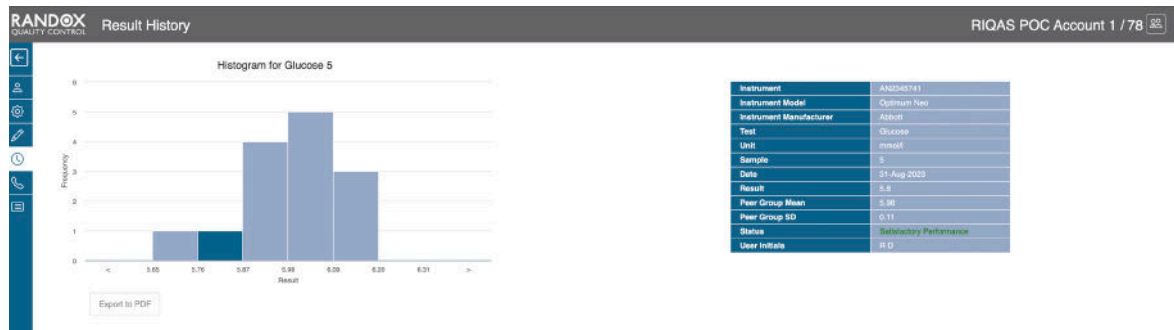


The Levey-Jennings chart is designed to provide an onscreen summary of historical EQA performance. The chart located at the top of the report delivers a quick, visual indication of EQA performance over time in comparison to other participants using the same analyser, while the table at the bottom of the report provides a breakdown of results for the last 12 samples in a moving window. The traffic light system enables immediate performance assessment, in this example satisfactory performance was achieved for all samples as indicated by the green points on the chart.



Results are compared to a peer group Mean using a Standard Deviation Index (SDI). Results are reported as Satisfactory when they fall in the range +2 to -2 SDI range. In this example, performance was Unsatisfactory for samples 2, 5, 8 and 9 (results exceeded 2 SDI) as indicated by the red dots on the chart.

RESULT HISTORY DETAIL REPORT



The report is divided into two parts: a histogram and a text section. The histogram indicates the spread of results from all participants using the same analyser. The location of the lab's results within this histogram are indicated by the different coloured column. The text section to the right of the histogram details how the operator's result compared to the peer group average. The result status is coloured green for satisfactory performance, red for unsatisfactory performance and grey when no result was returned.

GROUP COORDINATOR REPORT

Coordinator Report RIQAS POC Account

RIQAS Point of Care demo group 1 RIQAS POC Glucose/Ketones 28-Feb-2023 28-Feb-2024 Generate

Select Status: Select Site: Include Deactivated

Site Name	Email	Instrument	Test	1	2	3	4	5	%
RIQAS POC Account 1	RPOC_Demo3@rand...	ANQ345741 Optimum ...	Glucose	7.1	19.3	25.7	8.3	5.9	100
RIQAS POC Account 1	RPOC_Demo3@rand...	ANQ345741 Optimum ...	Ketones	0.2	0.7	1.8	0.3	195	100
RIQAS POC Account 1	RPOC_Demo3@rand...	9101 Precision Pro	Glucose	--	--	--	--	--	0
RIQAS POC Account 2	RPOC_Demo3@rand...	A574299V Precision ...	Ketones	0.2	0.6	1	0.3	201	100
RIQAS POC Account 2	RPOC_Demo3@rand...	A9988 - WARD B5 Pre...	Glucose	--	--	--	--	--	0
RIQAS POC Account 2	RPOC_Demo3@rand...	A9988 - WARD B5 Pre...	Ketones	--	--	--	--	--	0
RIQAS POC Account 2	RPOC_Demo3@rand...	ANQ1576 Optimum Neo	Glucose	8.9	14.8	25.4	8.4	8.1	100
RIQAS POC Account 2	RPOC_Demo3@rand...	ANQ1576 Optimum Neo	Ketones	0.3	0.7	1.6	0.3	202	100
RIQAS POC Account 2	RPOC_Demo3@rand...	A2837545 Precision Pro	Glucose	--	--	--	--	5.6	20
RIQAS POC Account 2	RPOC_Demo3@rand...	A574299V Precision ...	Glucose	7.1	18.3	24	8.3	8.3	100

1 - 10 / 33 items

The coordinator report allows group coordinators to quickly see over a 12 month rolling window how each participant under their remit has performed, as well as providing a % return rate for each individual site which can be filtered by date. The result status is coloured green for satisfactory performance, red for unsatisfactory performance and grey when no result was returned.

CUSTOMER FEEDBACK

Our unrivalled commitment to quality and service ensures high levels of customer satisfaction, this is evident from the responses to our latest customer satisfaction survey.



THE WEBSITE IS VERY USER FRIENDLY, UPLOADING RESULTS IS EASY

ALL IN ALL A QUICK AND EFFICIENT SERVICE

GOOD ONLINE SYSTEM

VERY HELPFUL TEAM

EXCELLENT TRAINING

THEY ARE AN EXPERIENCED TEAM

VERY GOOD VALUE FOR MONEY

THIS IS GREAT, REALLY EASY TO USE

VERY SATISFIED WITH THE SERVICE THAT WE RECIEVE

RANDEX QC PORTFOLIO

Our expertise in Quality Control have led to us creating market leading products that are tried and trusted by laboratory professionals. Our product portfolio offers high quality diagnostic solutions which offer reliable and rapid diagnosis and we believe that by providing laboratories with these tools, we can improve health worldwide.



ACUSERA 24•7 - Online QC Software With Real-Time Peer Group Statistics

Designed for use with the Acusera range of third party controls, the Acusera 24•7 software will help you monitor and interpret your QC data. Access to an impressive range of features, including interactive charts, the automatic calculation of Measurement Uncertainty & Sigma Metrics and live peer group data generated from our extensive database of laboratory participants, ensures Acusera 24•7 is the most comprehensive package available.



RIQAS - Randox International Quality Assessment Scheme

The largest international EQA scheme, used by more than 75,000 laboratory participants in over 138 countries worldwide. Comprising over 360 routine and esoteric parameters in 36 comprehensive and flexible EQA programmes, RIQAS is designed to cover all areas of clinical testing. Each programme benefits from a wide range of concentrations, frequent reporting and informative yet user-friendly reports.



MOLECULAR - IQC & EQA Solutions For Infectious Disease Testing

Our complete quality control solutions for molecular infectious disease testing comprise hundreds of characterised viral, bacterial and fungal targets. Covering a wide range of transplant associated diseases, respiratory infections, blood borne viruses, sexually transmitted infections and more, our Molecular IQC and EQA range covers the full laboratory portfolio. Both our product offering are manufactured using only the highest quality material and the availability of whole pathogen samples ensures the performance of the patient sample is mimicked throughout.

CONTACT US

Contact us for more information on any of our products and services:

HEADQUARTERS

Randox Laboratories Ltd, 55 Diamond Road, Crumlin, County Antrim, BT29 4QY, United Kingdom

☎ +44 (0) 28 9445 4399 ✉ marketing@randox.com 🌐 www.randox.com/riqas-point-of-care/

INTERNATIONAL OFFICES



AUSTRALIA

Randox (Australia) Pty Ltd.
Tel: +61 (0) 2 9615 4640



BRAZIL

Randox Brasil Ltda.
Tel: +55 11 5181 2024



CHINA

Randox Laboratories Ltd.
Tel: +86 021 6288 6240



CZECH REPUBLIC

Randox Laboratories S.R.O.
Tel: +420 2 1115 1661



FRANCE

Laboratoires Randox
Tel: +33 (0) 130 18 96 80



GERMANY

Randox Laboratories GmbH
Tel: +49 (0) 215 1937 0611



HONG KONG

Randox Laboratories Hong Kong Limited
Tel: +852 3595 0515



ITALY

Randox Laboratories Ltd.
Tel: +39 06 9896 8954



INDIA

Randox Laboratories India Pvt Ltd.
Tel: +91 80 6751 5000



POLAND

Randox Laboratories Polska Sp. z o.o.
Tel: +48 22 862 1080



PORTUGAL

Irladox Laboratorios Quimica Analitica Ltda
Tel: +351 22 589 8320



PUERTO RICO

Clinical Diagnostics of Puerto Rico, LLC
Tel: +1 787 701 7000



REPUBLIC OF IRELAND

Randox Teoranta
Tel: +353 7495 22600



SLOVAKIA

Randox S.R.O.
Tel: +421 2 6381 3324



SOUTH AFRICA

Randox Laboratories SA (Pty) Ltd.
Tel: +27 (0) 11 312 3590



SOUTH KOREA

Randox Korea
Tel: +82 (0) 31 478 3121



SPAIN

Laboratorios Randox S.L.
Tel: +34 93 475 09 64



SWITZERLAND

Randox Laboratories Ltd. (Switzerland)
Tel: +41 41 810 48 89



UAE

Randox Medical Equipments Trading LLC
Tel: +971 55 474 9075



USA

Randox Laboratories-US, Ltd.
Tel: +1 304 728 2890



VIETNAM

Randox Laboratories Ltd. Vietnam
Tel: +84 (0) 8 3911 0904

FOR TECHNICAL SUPPORT CONTACT: riqaspoc@randox.com

Whilst every attempt is made to ensure that information is accurate and up-to-date, some information is subject to change.

Please contact marketing@randox.com for current details.



Peace of mind at the point of care

